

Financial

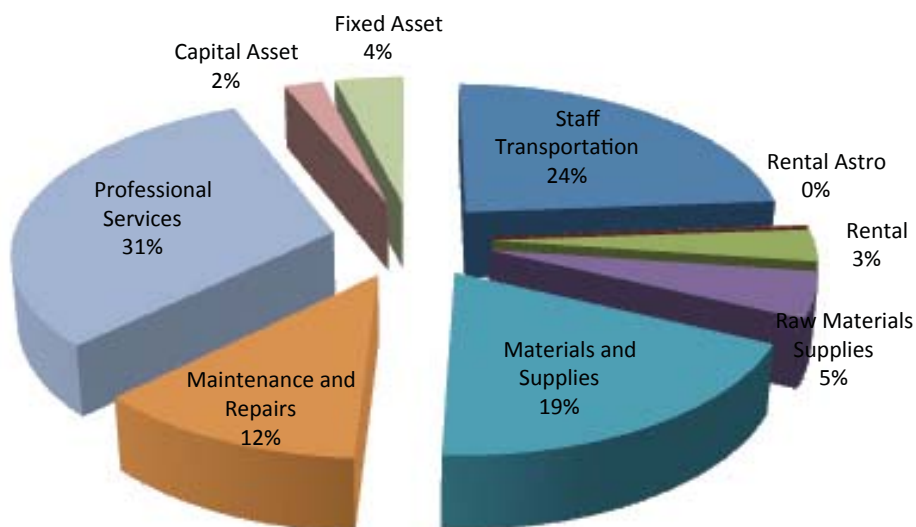
The university allocated RM1,127,792.00 for faculty in 2013. The budget mostly spent for operational, maintenance of equipment and services. Faculty spends only 76 percent of the allocation is given. We were able to save 24 percent of expenditures in 2013.

The faculty We also received budget for lab equipment and maintenance equipment from the University Central Lab. Other sources of funding are from research grants. We also generate revenue through seminars, consulting projects and conduct short courses.

Our Financial Report for 2013

Items	2013(RM)	Expenses	Balance
Staff Transportation	275,000.00	260,800.43	14,199.57
Rental Astro	39,000.00	37,418.95	2416.26
Raw Materials Supplies	55,000.00	52,889.79	2,110.21
Materials and Supplies	206,340.00	206,207.37	132.63
Maintenance and Repairs	134,600.00	129,871.50	4,728.50
Professional Services	347,400.00	342,536.25	4,863.75
Capital Asset	25,999.00	23,994.00	2,005.00
Fixed Asset	44,453.00	43,330.00	1,123.00
Total	1,127,792.00	1,097,048.29	30,743.71

Distribution of Expenses by Item for 2013



Academic

Program Offered 2013

Doctoral

- Doctor of Philosophy (Civil Engineering)
- Doctor of Engineering (Construction Management & Technology)

Master

- 1) Master of Science (Construction Management)
- 2) Master of Engineering (Civil – Structure)
- 3) Master of Engineering (Civil – Geotechnics)
- 4) Master of Engineering (Civil – Transportation & Highway)
- 5) Master of Engineering (Civil – Hydraulic & Hydrology)
- 6) Master of Engineering (Civil)
- 7) Master of Project Management
- 8) Master of Engineering (Environmental)
- 9) Master of Engineering (Transportation)
- 10) Master of Engineering (Structure & Material)
- 11) Master of Engineering (Hydrology & Water Resources)
- 12) Master of Engineering (Geotechnics)
- 13) Master of Philosophy

Bachelor

Bachelor of Civil Engineering

	Intake	Graduated		Total Enrolment	
Bachelor of Civil Engineering	220	Konvo 50	Konvo 51	12132	13141
		15	239	1021	1001
Master	215	253		516	
Ph D	65	22		373	

Graduate Employability

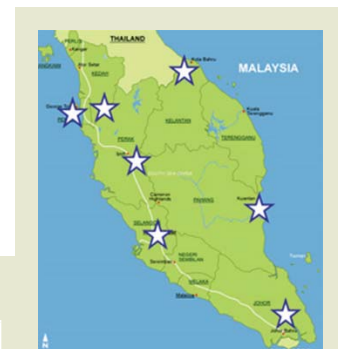
Employed	162
Further study	26
Non -employed	33
No Information	18

International Student 2013

Bachelor	12132	13141
	46	36
Masters	120	
Ph D	183	
Summer Course	41 (JSB) +	
Study Abroad	93 (Outbound)	

Our part time student

Faculty of Civil Engineering	Curriculum	Total	Learning Centres						
			03 PNG	04 KL	06 KTGANU	07 KB	10 A.ASTR	11 KK	12 KUC
	SAW (SAB)	416	2	278	44	1	36	5	26
	SKAW (SKAA)	390	41	273		30		46	
Total students		782	43	551	44	31	36	51	26



Human Resource

We believe staff as an important asset for organization to move forward. Staff recruitment at faculty level is going through extensive process to ensure the quality of staff fulfill the specify requirement. We always ensure our specialists are sufficient to determine the academic qualifications to ensure academic quality offered. Currently, our faculty has 153 full time academic staff, 49 technical staff and 51 support staff. All our staff are fairly distributed among the various departments in the Faculty. With such a strong number and highly qualified team of staff, the Faculty is considered the largest Civil Engineering Faculty in Malaysia.

All our academic staff members are qualified and experienced with adequate competencies to suite all of the curricular areas of the programme. Their capabilities are utilised to initiate and implement curricular changes and to give regular feedbacks in the spirit of continual quality improvement. They are attached to the various departments, base on their expert specialization in various field of civil engineering disciplines and major areas, such as structures, materials, construction management, highways, transportation, hydraulics, hydrology, water and waste water engineering, waste management, geotechnics, geology, geomatics and information technology. Beside the academic matters, they actively involved in activities related to staff-student interaction, academic advising and counseling, service activities, professional development and interactions with practitioners, employers, and stakeholders.

Professional Qualification and Membership of Academic Staff

No.	Professional Qualifications	Number
1	Professional Engineer (PEng.)	13
2	Member Institute of Engineers Malaysia (MIEM)	13
3	Member of Institute of Highway Transportation (M.I.H.T)	2
4	Member of Construction Safety Malaysia (M.C.S.M)	2
5	Malaysian Structural Steel Association (MSSA)	1
6	Member of South East Asia Geotechnical Society (M.S.E.A.G.S)	3
7	Member of Institute of Geology Malaysia (MIGM)	1
8	International Association of Engineering Geology (IAEG)	1
9	International Society of Rock Mechanics (ISRM)	2
10	Malaysian Water Association (MWA)	5
11	International Water Association (IWA)	13
12	Malaysian Society for Engineering and Technology (MSET)	39
13	Society for Applied Microbiology (SAM)	1
14	American Society of Civil Engineers (ASCE)	2
15	Concrete Institute of Australia (CIA)	1
16	Institute of Town Planner (ITP)	1
17	The World Road Association	2
18	Akademi Sains Malaysia	1
19	Society for Rock Mechanics and Engineering Geology Singapore (SRMEG)	1
20	European Convention for Constructional Steel (ECCS)	1



Qualifications of Academic Staff

Qualifications	Number of Staff
Doctorate	106 (69%)
Masters	43 (28%)
Bachelor	3 (1%)
TOTAL	152

Research and Innovation

The lecturers are capable of acquiring research grants and consultancy work. To acquire a research grant of consistently more than 6 million ringgit and an average of more than 100 projects for the past three are considered to be excellent if compared to other institutions of the same discipline.

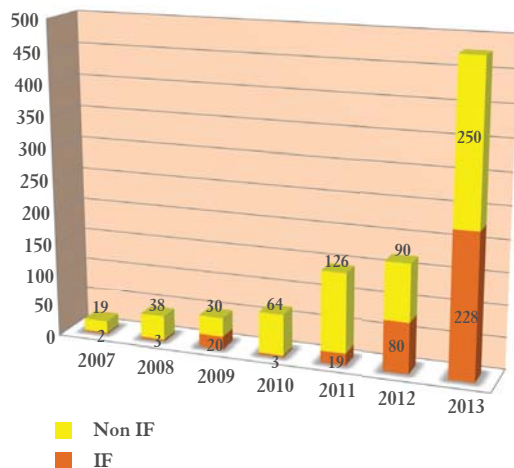
In 2013 there are 46 consultancy projects worth more than 4 million ringgit has been secured.

Research and Innovation Report 2013

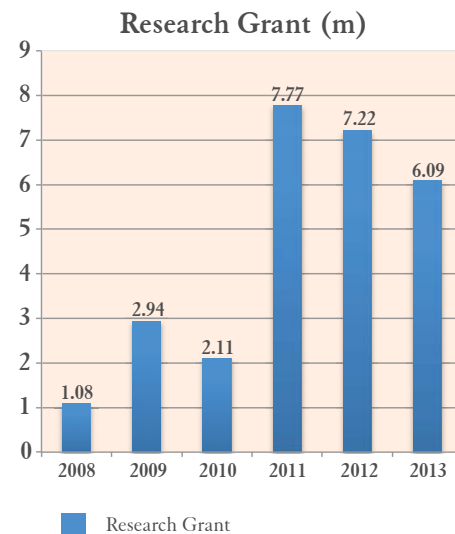
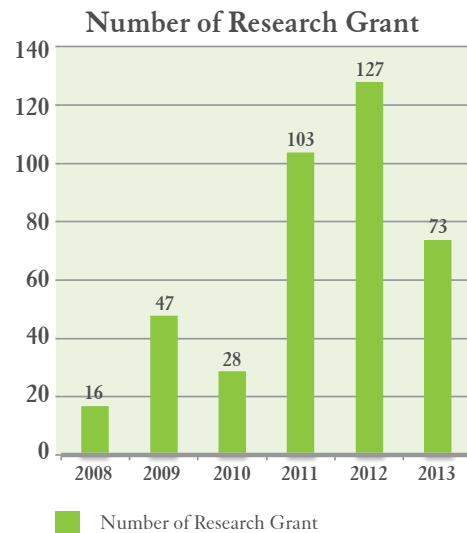
Journal Publication	Scopus	180
	IF	157
	Non Indexed	20
Book		0
Book Chapter		1
Conference/Other Publication		112
Research Grant		2,954,160.00

The increase is not only in terms of quantity but also the quality of the publication where there is an increase of 3 folds in terms of quality publications from 2012 to 2013. One of the main reason of the increase is because of there are lots of activities to promote the publication culture amongst FKA staff and students. All final year students are required to write a 6 pages of article summarising their final year project report.

Publication History



Research consultancy history



Amount of Consultancies Received

